



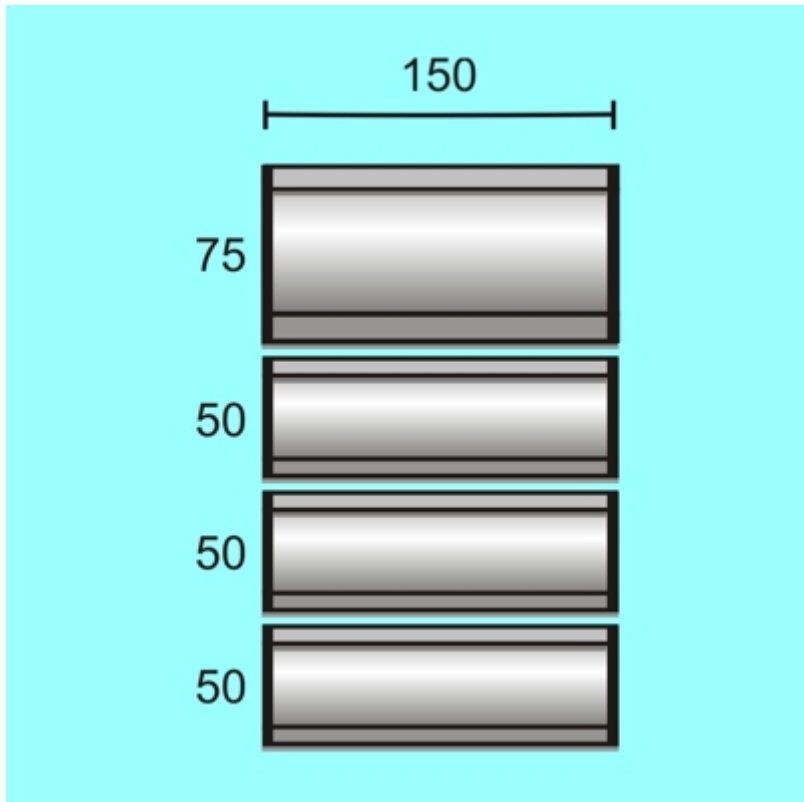
Wall directory sign - small (15cm wide)

Short Description

- Adhesive backed aluminium slats for creating small directory signs using printed inserts
- The width of this system is 150mm (6"). There are two heights of slat: 75mm or 50mm
- Order individual slats - or select the starter set comprising one header plus three narrow slats

Product Images





Description

Directional signage system – 15cm long slat

This small wall directory sign solution fits perfectly in buildings that require regular updates of the inserted graphics. This wall fitted directory slat system is a completely bespoke solution with the option to choose additional slats. This wall sign can also be used many other architectural signage applications where the building owner requires a easy to use facility for interchangeable messages.

- Curved aluminium slat with clear plastic (PETG) print protector. Top slat is 3in (7.5cm) high and lower slats are 2in (5cm) high – width of both is 6" (15cm).
- Supplied with adhesive tape pre-applied to back of sign for mounting directly to the wall.
- Modular directory system so different height slats of the same width can be combined as required. Order the 4-slat starter set or order individual slats as required.
- Can be used with printed sign inserts or flexible sign substrates up to 1mm thick. Supplied with suction tool to aid removal of plastic protector to change the message.
- Print your own inserts using a standard office inkjet or laser printer. This concept replaces signs where you can change individual letters – simply reprint the name or message and swap over!

Additional Information

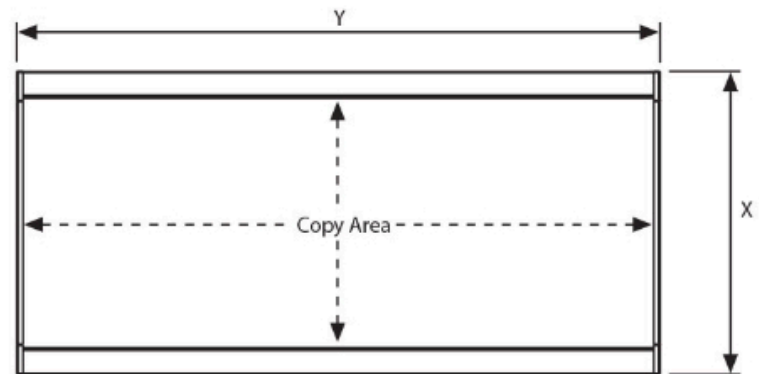
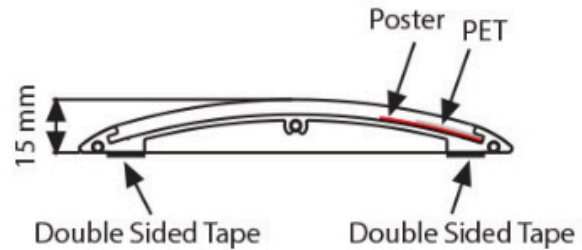
More Information

All curved aluminium signs in this range are supplied with black plastic end caps and come with a suction tool to make it easy to remove the plastic cover sheet.
Multiple sign slats can be butted together or spaced slightly apart so the overall height of the finished directory sign will vary accordingly.

Dimension For Wall Directory Signs

The table below defines the size of print you require, indicating copy size which denotes how much of the print will be visible once inserted into the slat.

Wall Directory Signs - Wall Mounted			
MODEL	EXTERNAL (x-y)	POSTER	COPY
WDS.50.150	68 x 156 mm	52 x 150 mm	46 x 144 mm
WDS.75.150	68 x 256 mm	52 x 250 mm	46 x 244 mm



All curved aluminium signs in this range are supplied with black plastic end caps and come with a suction tool to make it easy to remove the plastic cover sheet.

Product Dimensions

Delivery and Returns

- We offer a choice of delivery options tailored to the goods selected and your location, calculated for you automatically in the Checkout. When feasible, you will be offered options for Free, Economy or Next Day delivery.
- Any product returned by the purchaser must be unused and in its original packaging, which should be unmarked. If goods are received damaged or faulty we will take care of the problem.
- For detailed information about Delivery charges or Returns and refund policies, please click on the links below.

Include in Google Feed

Yes

Postable

No

Small parcel

No

Oversize

No

