



---

## Directory board system - med (25cm wide)

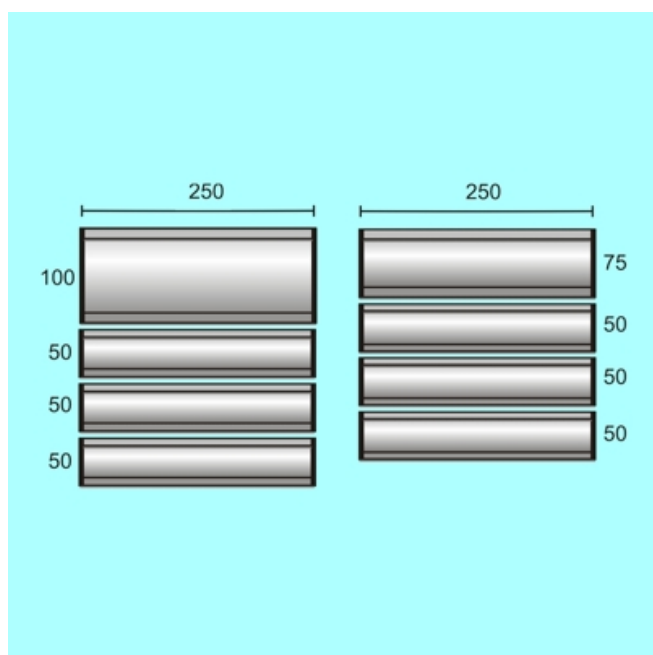

### Short Description

---

- Adhesive backed aluminium slats for creating medium directory signs using printed inserts
- The width of this system is 250mm (10"). There are three heights of slat: 100mm, 75mm or 50mm
- Order individual slats - or select one of the two starter sets comprising one header plus three narrower slats

## Product Images

---



## Description

---

### Directional signage system - 25cm long slat

**The medium size directory system** creates wall mounted office directory boards 250mm (10") wide. These directory signs are perfect for interior signage in buildings that require occasional updates of the inserted graphics. This directory board system allows you to design your own completely bespoke directory sign system with easily changeable graphics using a regular A4 size office printer and small guillotine.

- Modular directory system so different height slats of the same width can be combined as required. Two starter sets are available with either a 100mm (4") or 75mm (3") high header plus 3 no. 50mm (2") high lower bars.
- Can be used with printed sign inserts or flexible sign substrates (up to 1mm thick). Supplied with suction tool to aid removal of plastic protector.
- Slats are supplied with adhesive tape pre-applied to back of sign for mounting directly to the wall.
- Curved silver aluminium slat with clear plastic (PETG) print protector - order slats in sets of 4 or individually.

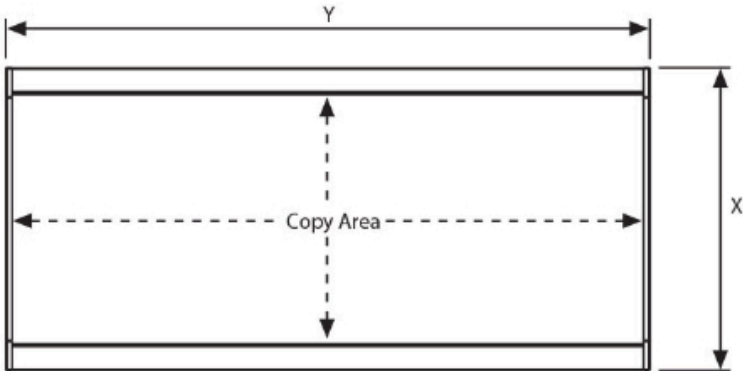
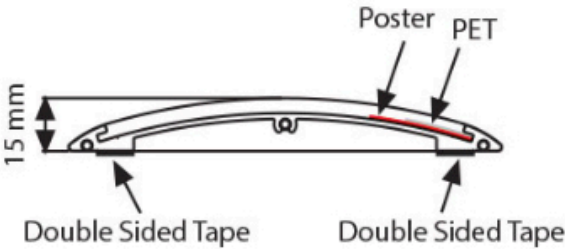
More Information

All curved aluminium signs in this range are supplied with black plastic end caps and come with a suction tool to make it easy to remove the plastic cover sheet.  
Multiple sign slats can be butted together or spaced slightly apart so the overall height of the finished directory sign will vary accordingly.

Dimensions for Wall Directory Signs

The table below defines the size of print you require, indicating copy size which denotes how much of the print will be visible once inserted into the slat.

Wall Directory Signs - Wall Mounted			
Model	External (x-y)	Poster	Copy
WDS.100.250	120 x 256 mm	105 x 250 mm	99 x 244 mm
WDS.75.250	90 x 256 mm	74 x 250 mm	68 x 250 mm
WDS.50.250	68 x 256 mm	52 x 250 mm	46 x 250 mm



All curved aluminium signs in this range are supplied with black plastic end caps and come with a suction tool to make it easy to remove the plastic cover sheet.

Product Dimensions

Delivery and Returns

- We offer a choice of delivery options tailored to the goods selected and your location, calculated for you automatically in the Checkout. When feasible, you will be offered options for Free, Economy or Next Day delivery.
- Any product returned by the purchaser must be unused and in its original packaging, which should be unmarked. If goods are received damaged or faulty we will take care of the problem.
- For detailed information about Delivery charges or Returns and refund policies, please click on the links below.

Include in Google Feed

Yes

Postable

No

Small parcel

No

