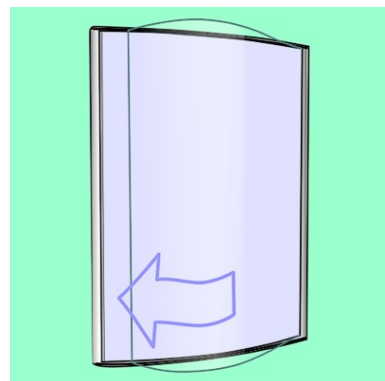





Curved aluminium sign system A4

Short Description

- Aluminium sign system for easy change self-printed signs
- Curved face aluminium signs available in different sizes
- Quality frames for offices, residential and education sectors in A4 paper size





Description

Aluminium sign systems - Curved A4 wall sign

Alu Eclips aluminium sign systems offer a unique and stylish way to display A4 prints on a wall, door or other flat surfaces (for interior use).

The slight curve offers an attractive unbreakable sign holder or office name sign which enhances the display of your printed inserts. These curved A4 signs are ideal for use outside conference rooms and can be used to display all kinds of printed information ranging from room name signs and menus to fire safety notices, such as evacuation plans.

- Eclips curved aluminium wall sign system is robust and professional looking.
- Curved sign holders can be mounted portrait (with curve left to right) or landscape (with curve top to bottom).
- Easy to install with screws and wall plugs. The black plastic end caps do not need to be removed to fix your sign or insert a print.
- Your A4 printout or document is inserted into the frame from the front. The fixings are fully concealed once your notice is inserted.
- A clear lens is simply flexed into the side channels of the frame. The lens stays firmly in place unless removed with the aid of a suction cup (plastic sucker). Suckers for lens removal are supplied with every order.

These A4 curved aluminium sign frames are generally used for **portrait** display with the black end caps located at the top and bottom. However, they can also be fixed in landscape orientation by turning the curved sign holder 90 degrees.

This aluminium sign system looks good in any modern interior or traditional setting – it particularly suits displays in schools, museums and public buildings, being considered vandal-proof in general use. Matching [A5](#) and [A6 curved sign holders](#) are available to fit smaller standard paper sizes. There is also a small [10cm x 10cm size](#) in the same style. (The A3 size has been discontinued in this range, but we have lots of other [A3 sign holder](#)

options)

More Information

Alu Eclips is also available in **A5 and A6 sizes** and small **100mm square size**.

See the complete aluminium **curved sign system** range.
See our alternative **frameless curved sign holder** range.

Specifications

The A4 size of Alu Eclips are mainly intended for portrait use (paper upright rather than on its side). However there is no problem in rotating the sign holder before it is fixed to enable landscape A4 documents to be displayed. In this case the curve will run from top to bottom rather than from side to side.

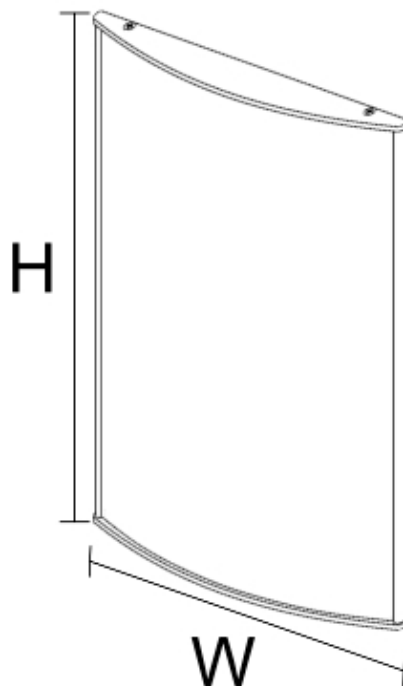
Each document holder comprises a curved aluminium extrusion fitted with black plastic end caps which are secured by screws. The curved back-plate is pre-drilled and screws are supplied with wall plugs (the supplied plugs are only applicable when fixing to masonry). The end caps are pre-assembled and do not need to be removed.

The print and front cover then fit into the front grooves in the extrusion simply by flexing into place. The front cover ends up flush with the front of the frame, forming an attractive curve.

The front lens can be removed with the aid of a suction cup – normally one sucker is supplied for every 5-10 frames unless extras are requested.

Product Code	Product Name	Product Dimensions (mm)	Paper Size (mm)
EC.A4P	A4 Alu Eclips curved frame	305 x 215(HxW)	297 x 210
EC.A3P	Discontunued	430 x 300(HxW)	420 x 297

Product Dimensions



Assembly and Installation

Easy to fit internal door signs

- Curved aluminium door signs can be fixed with screws or with double sided adhesive tape. They can be fixed directly onto room doors or on the wall adjacent to the door. For A4 size we suggest screw fixing especially if the surface is not perfectly smooth.
- Screws and wall plugs are supplied for wall fixing. When fitting directly to the door the supplied plastic masonry plugs should be replaced by a suitable fixing dependant on the type of door.
- For fixing to dry lining or hollow core partitions you may consider Fischer DuoPower plastic plugs. When fixing into solid timber no plugs are required but you may wish to use shorter screws.
- Double-sided adhesive tape is not included but can be ordered from us: [Click here](#)
- One or more suction cups is supplied with every order (not one per frame - for larger orders a few are supplied). These are an aid to removing the clear plastic front lens.
- Print and trim your room signs. We suggest the front lens is used as a size guide for trimming. The paper should be the exact same size as the lens for a perfect fit.

Delivery and Returns

- We offer a choice of delivery options tailored to the goods selected and your location, calculated for you automatically in the Checkout. When feasible, you will be offered options for Free, Economy or Next Day delivery.
- Any product returned by the purchaser must be unused and in its original packaging, which should be unmarked. If goods are received damaged or faulty we will take care of the problem.
- For detailed information about Delivery charges or Returns and refund policies, please click on the links below.

Include in Google Feed

Yes

Postable

No

Small parcel

No

Oversize

No

