



25mm snap profile office door signs for paper inserts

Short Description

- Amazing value internal office signage holder with 25mm wide silver snap profiles at each end
- Supplied with adhesive fixings (can also be screwed) plus a clear PVC cover to protect your insert
- Simply snap open, insert printed nameplate sign, and snap close - your door name sign is held securely

Product Images




Room 3


Please
Knock
Before Entering

Level 2

Marketing Department









Room 3



Description

Internal office signage - edge snap frames for doors

Internal office signage needn't be expensive! Use our edge snap frames for doors to create a professional-looking environment that doesn't cost the earth - just pop in your own printed insert and change as and when needed with no fuss.

Office door name signs for paper inserts are economical, smart and functional. The silver aluminium profiles at

each end snap open to update ordinary paper inserts as required. All edge snap frames in this range are supplied with a clear plastic cover sheet plus simple adhesive pad fixings and alternative screw fixings.

The two-sided snap frames on this page have 25mm wide snap profiles. See the below links for alternatives.

Simple internal door signs

These low-cost office door signs are easy to use. Simply stick the sign to the door (or attach with screws if you prefer). Snap open the aluminium profile at each end to remove the clear plastic lens. Insert your printed paper insert, pre-trimmed to the correct size. replace the plastic cover sheet and snap closed.

- The **Mini size** fits a paper insert 50mm high by 148mm long - that's 2in x 6in.
- The **A6 Edge Snap** suits printed inserts 105mm by 148mm - 4in x 6in. The A6 version can be used landscape or portrait. Click More Details for visible image size.
- The **Largest size** fits half a sheet of A4 cut lengthwise: 105mm high by 297mm long (4in x 12in). You can print two signs on a landscape A4 sheet - then slit the sheet down the middle.
- Alternative sizes of internal door signs are available in our Slimline range which employs narrower snap profiles. Refer to the links below.

More Information

Classic door name sign holders utilise 25mm (1") wide-end profiles.

Note re visible area: For the two narrower models the visible image size is 125mm wide (5in) rather than the full 148 mm/6 in insert size. This is due to the fact that 12mm (1/2in) each side is covered by the snap profiles.

Specification details

The snap profiles are closed off at top and bottom with black plastic end caps.

The backing sheet is grey styrene. It is not visible once your door sign is in position.

The aluminium is high grade anodised finish with a classic brushed silver finish. The profiles snap open to allow signs to be inserted.

Signs can be printed on an ordinary office printer and cut to size using a standard trimmer or using a craft knife or even scissors. Some volume users use 'blanks' pre-printed with a logo or design and then overprint on a black and white laser printer.

The cover sheet is similar to acetate with an anti-glare surface, so signs are clear and easy to read.

Mini Size two-sided snap frame:

This system is a changeable paper insert sign holder for 2x10cm self-printed name cards or information signs. This size is suitable for artist notes or picture titles in a gallery, art exhibition, museum etc. When stiff card is used these 2in x 6in wall sign holders can be used without the poster protector sheet if preferred.

A6 size two-sided snap frame:

A6 is a neat size for discreet but readable information signs. The size is 1/4 of a sheet of standard A4 paper - same size as a quarter page advert. This poster snap style print holder will take a paper sign 10x15 cm, that is 4in x 6in approximately. Use it portrait or landscape.

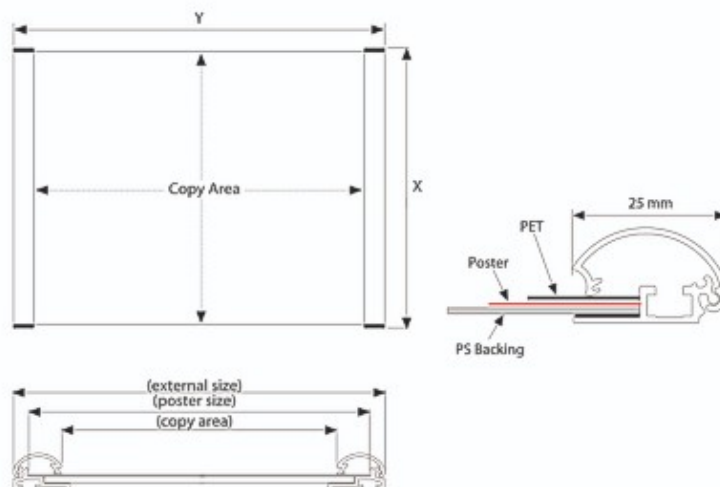
1/2A4 size Edge Snap door sign holder:

A convenient size for printing more information or combining a photo or logo with text on the door sign. Two labels can be printed together on a sheet of A4 paper (arrange your page landscape). The sheet can then be slit lengthwise down the middle to create two signs.

For still larger sizes consider use of an Opti Snap Frame (see link below).

Product Dimensions

Code	External (X - Y)	Poster	Copy
ES.MINI	56 x 177mm	50 x 148mm	50 x 126mm
ES.A6	111 x 177mm	105 x 148mm	105 x 126mm
EX.1/2A4	111 x 326mm	105 x 297mm	105 x 275mm



Delivery and Returns

- We offer a choice of delivery options tailored to the goods selected and your location, calculated for you automatically in the Checkout. When feasible, you will be offered options for Free, Economy or Next Day delivery.
- Any product returned by the purchaser must be unused and in its original packaging, which should be unmarked. If goods are received damaged or faulty we will take care of the problem.
- For detailed information about Delivery charges or Returns and refund policies, please click on the links below.

Include in Google Feed

Yes

Postable

No

Small parcel

No

Oversize

No

