






Screw-on wall anchor with drop wire

Short Description

- Wall anchor to screw to a wall with wire rope exit slot at bottom
- Supplied with 1m or 2m drop cable, captivated by pre-formed top termination
- Available in satin silver or matte black with matching colour steel wire rope





Description

Screw wall anchor with wire rope

The screw-on wire rope anchor fitting is intended for mounting onto a wall or other vertical face to support a vertical wire. The neat anchor fitting is supplied in two mating parts, which are unscrewed by hand. The boss is first screwed onto the wall. The cable retainer part is then attached to the boss, with the terminated end of the supplied cable captivated within the anchor.

How to use the wall anchor

Screw-on wall cable retainer fittings are supplied with 1.5mm diameter drop wires, either 1m or 2m long. The bottom end of the wire rope is a plain end which has been factory-fused to prevent stray threads of the 7x7 construction wire impeding insertion through narrow apertures, such as cable-gripper fitting. See 'You may also be interested in' section below examples of the compatible bottom-end components we can supply.

These small wall anchors are suitable for suspending graphic panels, acoustic wall treatments and many other applications. The safe working load of the assembly is 10kg, but the final permissible loading will depend on the type of wall and fixing method. For example masonry walls with secure wall plugs will allow the full load to be supported.

Because of the unknown nature of the wall we do not supply screws and wall plugs with this item. The screw wall anchor accepts 4mm diameter screws, preferably with countersunk heads to nest into the boss.

Additional Information

Product Dimensions	Please refer to the image gallery illustration.
Assembly and Installation	<ul style="list-style-type: none">• Wall plugs and 4mm screws work fine in traditional masonry, such as plaster applied to brick walls.• For dry lined walls we suggest you source different wall fixings and restrict the loading if you are fixing into plasterboard or other dry linings.
Delivery and Returns	<ul style="list-style-type: none">• We offer a choice of delivery options tailored to the goods selected and your location, calculated for you automatically in the Checkout. When feasible, you will be offered options for Free, Economy or Next Day delivery.• Any product returned by the purchaser must be unused and in its original packaging, which should be unmarked. If goods are received damaged or faulty we will take care of the problem.• For detailed information about Delivery charges or Returns and refund policies, please click on the links below.
Include in Google Feed	No
Postable	No
Small parcel	No
Oversize	No

