






Secure cable gripper hanging fixings

Short Description

- Butterfly brackets are used to attach panels and picture frames onto vertical wires
- Panel fixing clips suit 1.5mm wire rope with panels or frames that can accept screws
- Finger tip adjustment of picture frame height makes for rapid installation
- Secure screw-on wire gripper serves as an anti-theft picture hanger





Description

Secure picture hanging with adjustable cable gripper

Secure screw-on cable gripper attaches to the back of a picture frame or graphic display panel to enable anti-theft and fully adjustable picture hanging on vertical wires. Small neat design of the self-locking cable grippers belies the strength of the strong locking mechanism. These high security picture hanging fixings can be used in pairs or four screw-on frame fixings can be used, especially when tiered displays are used on floor-to-ceiling cable kits (available separately).

Panel fixing clips attach panels to vertical wires

Butterfly brackets are neat panel fixing clips for attaching graphic panels, display boards, acoustic panels and the like onto vertical wires. The small butterfly-shape panel fixing clips are screwed onto the back or sides of a panel or frame. They are then threaded onto pre-installed 1.5mm diameter hanging wires, spaced apart at the correct centres to match the panel fixing brackets.

- Panel hanging brackets are quick to install with an inbuilt cable gripper mechanism.
- Fine height adjustment is made easy with the finger-release clutch built into each fitting.
- These panel fixing clips are made from a satin finish alloy casting (nickel plated).
- The screw-on fixings are sold singly, but are generally used in pairs or more often in fours (near the corners of the panel or picture frame).
- Hanging wires can be fixed to the wall or to the ceiling, with the weight of the panel acting as tensioner.
- Alternatively, we offer floor-to-ceiling kits where the vertical wire can be tensioned – select according to your application. See below.

Each fitting can support a 10kg load provided that the panel material is soundly receptive to screw fixings and the hanging wire is adequately anchored to the wall, soffit or ceiling. With 4 panel fixings we recommend the panel weight is limited to 25kg to allow a good margin of safety.

Product Dimensions	TheButterfly bracket is 30mm wide by 15mm high. See diagram in the image gallery for full dimensions.
Assembly and Installation	Use two 4mm screws to attach each bracket to the panel, ensuring the brackets are aligned accurately and spaced apart to suit the corresponding wire rope positions. Use with 1.5mm diameter wire rope for best results. Can also work with 1.2 mm up to 2 mm wire rope or perlon (nylon) with a reduced load rating. To adjust the height simply depress the cable-entry nipple which temporarily disengages the self-locking gripper mechanism.
Delivery and Returns	<ul style="list-style-type: none">• We offer a choice of delivery options tailored to the goods selected and your location, calculated for you automatically in the Checkout. When feasible, you will be offered options for Free, Economy or Next Day delivery.• Any product returned by the purchaser must be unused and in its original packaging, which should be unmarked. If goods are received damaged or faulty we will take care of the problem.• For detailed information about Delivery charges or Returns and refund policies, please click on the links below.
Include in Google Feed	No
Postable	No
Small parcel	No
Oversize	No

