



Table plan board for large wedding or banquet

Short Description

- Large easel stand displays seating plans for up to 20 tables – ideal for a banquet plan or event signs
- Table plan board comprises a large beech frame chalkboard plus matching high-quality adjustable art easel
- Wedding table plan board includes customisable header plus ten A4 pockets, repositionable as many times as you want
- Framed blackboard has special surface receptive to reusable pockets and wet wipe chalk pen (included)

Product Images





GALA DINNER 2020

TABLE 1

Edward Vose
Owen Zuchowski
Lenny Strickling
Georgina McKnight
Suzi Velardy
Theo Perna
Eduardo Fresher
Jerry McTavish

TABLE 2

Mark Franko
Sammy Mulville
Conrad Malroy-Smyth
Neil Silver

GALA DINNER 2020

TABLE 3

Rosamaria Vossen
John Warrick
Crysta Sheen
Maisha Gortley
Johnie Herder
Gayle Warrick
Lorelei Rumley
Jake Sheen

TABLE 4

Marcus Franko
Samara Mulvihill
Conrad Malchow-Smith
Samuel Silver
Jeffrey Facer
Kerry Franko
Preston Mulville
Tuyet-Jane Silver

TABLE 5


Alena Cuth
Larissa Price
Raymond Anderson
Catherine Culbert
Brenda Pratt
Tameka Price-Lumman
Wesley Wadwa
James Price

TABLE 6

Mark Franko
Sammy Mulville
Conrad Malroy-Smyth
Samuel Silver
Jeffrey Facer
Kerry Franko
Pete Mulville
Shirley Jane Silver









Description

Large table plan board for weddings, banquets and large events

Table plans are the first thing guests see when they enter your venue – our gorgeous beech wood large table plan boards with easel provide the ‘wow’ factor that your special occasion or event deserves. Absolutely perfect for large, plush venues, this customisable table plan display board will be an unmissable focal piece and with our included accessories all you need to do is add your own unique styling to the proceedings.

Our seating plan board includes ten A4 clear **Magic-Fix Pockets** so you can print and present your own plans for up to twenty tables (when formatted 2 tables per A4 sheet).

Wedding table plan board special features

This superior chalkboard easel set is ideal for presenting wedding seating plans, banquet seating, charity dinner events, conference seating plans and any other large event.

- Versatile display options: use stick chalk, wet wipe chalkboard pens and your own printed signs
- Distinctive and stylish focal point for large venues and conference hotels
- Adjustable display easel with fold-away feature for easy storage
- Secure chalkboard fitting with top clamp for fixing board in landscape orientation
- Apply up to ten A4 pockets to the board according to your event's needs. Pockets can be easily removed, repositioned and used multiple times.
- Easel and board sets are elegant and on-trend display choices for hotels, restaurants and are stunning central pieces in large visual merchandising spaces.

Product Code

W.EASEL.LG Wedding table plan board | Large easel stand for wedding seating plan | Banquet and hotel

Also available in a 4-8 table plan size (4 A4 pockets): Click here for [smaller table plan easel](#).

Additional Information

More information

Large table plan board and easel set includes pockets and more!

Our large table plan board and easel comes with all you need to get your plan or display up and running; we include a header strip, wet wipe chalkboard pen and ten display pockets. Each Magic-Fix Pocket holds one A4 sheet for one large or two smaller table settings. The pockets have gecko feet adhesive enabling repositioning without leaving a sticky residue. You are not restricted to the layout pictured – see Product Dimensions Tab for alternative configurations – or create your own. To insert prints: once the pockets have been applied to your satisfaction, simply peel back the top edge of the pocket, insert your print and smooth down. To help align pockets evenly on the board, we suggest using masking tape as a guide (one roll included). The tape can be peeled off and discarded once the pockets have been applied.



Customise your own header and decorate the board with chalk pens

The header is supplied as two label holders with adhesive tape on the back. These are often butted together to create a 60cm wide header but can be spaced apart to create two individual headings (e.g. for two groups at a function). The size of each label holder is 30 cm wide x 4 cm high.

Simply print your header insert using the full length of an A4 sheet landscape.

Our set includes masking tape for easy alignment and one wet wipe chalkboard pen – we also supply pen sets of various colours if you want to get really creative!



Useful tips

The easel requires assembly – instructions are included. We recommend book-marking this web page to reference the assembly video. You will find it in the Image Gallery (upper left of this webpage) If you have a borderless setting on your A4 printer you can extend your design right to the edge of the page. For a pristine finish, when inserting prints into pockets, avoid them coming into contact with the tacky top and bottom strips.

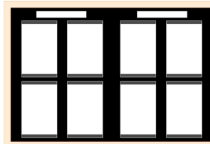
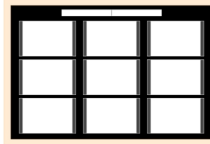

Convenient reading height

- The easel is adjustable allowing the chalkboard to be placed at a comfortable reading height.
- The beech wood frame surrounding the chalkboard is 4 cm wide.
- The chalkboard is 120 cm wide plus frame, making 128 cm overall width. That's just over 4ft wide.
- The chalkboard height is 80 cm plus frame, making it 88 cm overall. It must be positioned horizontally (landscape) on the easel so that the top clamp can be used to secure the top of the board to the easel stand.
- The maximum height of the easel is 196 cm, but the top of the chalkboard is normally set lower than that to make reading more convenient.
- The board can be set lower to suit children or wheel chair users if required. Simply disengage the locking ring and adjust to the new height.

Pockets and header can be arranged as required

To display all 10 pockets you need to follow the layout shown in the images, using 2.5 cm wide masking tape (supplied) as a guide around the perimeter and between the columns and rows of pockets. If 8 or 9 pockets will suffice some alternative layouts are possible as illustrated:

Some alternative ways to arrange the A4 pockets



The easel requires assembly. Please refer to the assembly video to supplement the supplied printed instructions. You will find the video in the gallery of product images towards the top left of this web page.

How use the Table Plan Board and Easel

- The height of the support rail can be adjusted by disengaging the locking ring
- The chalkboard is simply placed on the easel and secured with the top clamp to ensure stability. We recommend it is taken off and placed flat on a table when decorating with chalk pen and left until the liquid chalk is dry, to prevent runs and smudging (optional). Wet-wipe chalk pen can be removed with a damp paper towel. Stubborn marks can be cleaned with special chalk pen cleaning fluid.
- The self-cling Magic-Fix pockets are supplied loose. Peel off the protective film and apply the 'tacky' top and bottom strips to the chalkboard in the required position. For information about positioning please look at the Product Dimensions Tab
- To insert paper inserts peel the top strip and smooth it back down again.
- To re-use pockets, just un-peel and re-apply wherever required. The strips can be sponged clean with water if they become soiled upon multiple re-use. Spare pockets are available.
- The chalkboard also comes with wall fixings. These are not required when using on an easel.

- We offer a choice of delivery options tailored to the goods selected and your location, calculated for you automatically in the Checkout. When feasible, you will be offered options for Free, Economy or Next Day delivery.
- Any product returned by the purchaser must be unused and in its original packaging, which should be unmarked. If goods are received damaged or faulty we will take care of the problem.
- For detailed information about Delivery charges or Returns and refund policies, please click on the links below.

Product Dimensions

Assembly and Installation

Delivery and Returns

Include in Google Feed

Postable

Small parcel

Oversize

Yes

No

No

No

